







TERMOSTATO BIMET. CALEF. (1 contacto NC)



 Dimensiones mm		
61x32x36	1	3.278




TERMOSTATO BIMET. VENTIL. (1 contacto NA)



 Dimensiones mm		
61x32x36	1	3.279




TERMOSTATO DUAL (CALEF.+VENTIL.) De 0 a 60°C, 6A, 250VAC (1 contacto NA + 1 contacto NC)



 Dimensiones mm		
67x50x46	1	3.287




BARRA COBRE TALADRADA Y ROSCADA



 Dimensiones mm Long. / Ø Agujero		
2000 / M6	1	3.492
2000 / M6	1	3.494
2000 / M6	1	3.494A

PLETINA DERIVACIÓN TIERRAS LATÓN



 Dimensiones mm Long. / Ø Agujero		
63A-1000 mm/M6	1	3.495
100A-1000 mm/M8	1	3.496
462 mm	1	3.498